


So funktioniert Flipgrid:



1. App downloaden

Grid Launchpad ✕

A Grid is your community. Let's get started by selecting a community type and customizing your Grid. [Learn more about Grid Community Types.](#)



Student ID List
Create a student list of IDs and QR codes to access the Grid (not for EU). ✓

Name your Grid
The name for your Grid community.

2. Registrieren & Grid erstellen

Create a Flip Code

Your community will use this unique Flip Code to access your Grid.

flipgrid.com/u0nht9m

✓ Available


Accepts letters a-z and numbers 0-9. All letters will be saved in lowercase.

3. Flip Code erstellen

Personalize your Grid

Featured Nature People Textures

Upload



4. Grid personalisieren

Manually add your students below or [Upload](#)

First Name
Max

Last Name
Mustermann

Identifier
Maxi

Add Student

Student identifiers must be 2+ characters (letters, numbers, symbols). If blank, a random ID will be generated.

[← Back to Grid details](#)

Next

5. SuS hinzufügen

of students below. You may individually download each student's QR code or the entire list at once.

Forget to add yourself or need to make a change? Edit your list under Grid settings at any time!

First Name	Last Name	Student Identifier
Max	Mustermann	Maxi

Print Student List

Launch my Grid!

6. QR Codes ausdrucken

Create a New Topic

Topics are where your learners share their videos with the community. You can create as many Topics as you would like within a Grid. Visit the [Topic Discovery Library](#) to explore Topics shared by educators from around the world!

Section 1 of 7

Topic Details

Topic Title Required

Add a title for your Topic to provide context.

35 characters max

Topic Tip Optional

Cancel

Create Topic

7. „Thema“ kreieren

Video Response Time

Adjust the maximum recording time allowed in this Topic.

5 minutes



Topic Display Date

This date is displayed on your Topic and can be used to order your Topics.


16.01.2019



8. Maximale Videozeit einstellen

Topic Description/Question Required

Text can be up to 500 characters.

B **I** **U** 

Ladet hier eure Challenges hoch!

32 / 500

500 characters max

Cancel Create Topic

9. Thema beschreiben

Success! Your Topic ✕
is ready for
Responses.

All you have to do now is share the Grid with your students.

Your Flip Code is **u0nht9m** and here is a direct link to the Grid:

<https://flipgrid.com/u0nht9m>

Also, here is a direct link to this new Topic:

<https://flipgrid.com/0ae0013>

Got it!

10. Geschafft!

Topic Resource Optional

Add a Topic resource [video, image, gif, or emoji] to engage your students.



Record a Video



Upload a Video



Add a Video



Upload an Image

Delete

Cancel

Update Topic

SuS können nun ihre Videos hochladen!